



Wire Fence Solutions

For installation, maintenance & repair



- Tension
- Repair
- Post Termination
- Brace


Fencing Solutions

As market leader in the joining and tensioning of wire, Gripple is renowned for providing innovative, cost-effective solutions for fencing applications. Gripple fencing products replace traditional methods, generating time and labour savings. Our range of products work with a wide variety of mild and high tensile fencing wires across all types of fencing.



Gripple Plus Range
Page 4

T-Clip
Page 6




Barbed
Page 5



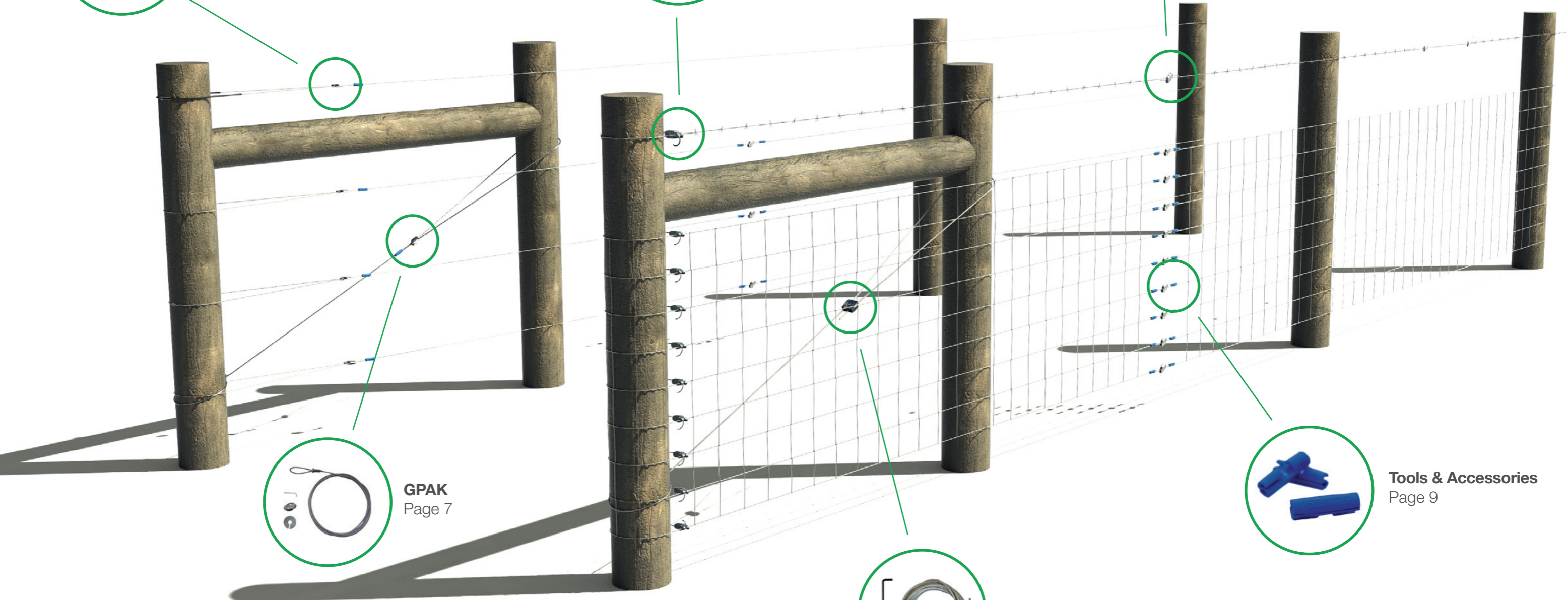
GPAK
Page 7



DPAK
Page 7



Tools & Accessories
Page 9



Gripple Plus Range

The Gripple Plus range of wire joiners and tensioners is suitable for all fencing applications.

- Join and tension in one
- Eliminates tying and knotting wires, reducing installation time
- Ideal for use on high tensile and mild steel wire
- Designed for high load holding and corrosion resistance
- Easily re-tensioned year-after-year



Gripple Plus Medium - Stock fence repair.



Gripple Plus Medium - Loop format end post termination.

Product	Wire Type	Wire Range	Standard Wire Gauge	Maximum Working Load
Gripple Plus Small	Plain, Field, Electric	1.40 mm - 2.20 mm	17 SWG - 14 SWG	300 kg
Gripple Plus Medium	Plain, Field, Electric	2.00 mm - 3.25 mm	14 SWG - 10 SWG	400 kg
Gripple Plus Large	Plain, Field, Electric	3.25 mm - 4.20 mm	10 SWG - 7½ SWG	600 kg

Barbed

The Gripple Barbed takes the hassle out of joining and knotting barbed wire creating a secure installation.

- Eliminates tying and knotting wires, reducing installation time
- Join and tension in one
- Easily re-tensioned year-after-year
- Ideal for use on high tensile and mild steel wire
- High grade ceramic roller for corrosion resistance



Barbed - On mild steel wire.



Barbed - Standard 3 line mild steel barbed setup for enclosing cattle.

Product	Wire Type	Wire Range	Standard Wire Gauge	Maximum Working Load
Barbed	Mild steel barbed	2 x 2.00 mm - 2 x 2.50 mm	2 x 14 SWG - 2 x 12½ SWG	150 kg

T-Clip

The Gripple T-Clip securely fastens fencing wire at an end post. Easily installed without the need to tie or knot wire.

- Eliminates tying and knotting wires, reducing installation time
- No need to cut and remove vertical wire
- The twist on action provides a secure termination
- High grade ceramic roller for corrosion resistance
- Two sizes available for both stock fencing or barbed wire applications



T-Clip 1 - Installed on a stock fence.



T-Clip 2 - Used to terminate barbed wire.

Product	Wire Type	Wire Range	Standard Wire Gauge
T-Clip 1	Plain wire	1.80 mm - 3.25 mm	15 SWG - 10 SWG
	High tensile barbed	2 x 1.60 mm - 2 x 1.70 mm	2 x 15½ SWG
T-Clip 2	Plain, Field, Electric	3.25 mm - 4.20 mm	10 SWG - 7½ SWG
	Mild steel barbed	2 x 1.80 mm - 2 x 2.50 mm	2 x 15 SWG - 2 x 12½ SWG

Load dependent on accompanying Gripple Plus or Barbed tensioner. Never tension T-Clip directly.

GPAK & DPAK

The Gripple Plus Anchor Kit (GPAK) and Dynamic Post Anchor Kit (DPAK) are supplied as ready-to-use kits comprising a pre-cut, fused length of wire rope and a Gripple tensioner.

- Suitable for wooden and metal post bracing
- High load capacity
- Easily re-tensioned year-after-year
- Manufactured with zinc aluminium wire rope for corrosion resistance
- Consistent, professional finish



DPAK 6 - Installed as a H-Post brace.



GPAK 3 - Bracing the end of a fencing run.

Product	Wire Diameter	Wire Length	Maximum Working Load
GPAK 3	3.00 mm	4.5 m	400 kg
GPAK 4	4.00 mm	5.0 m	600 kg
DPAK 4	4.00 mm	4.0 m	750 kg
DPAK 6	6.00 mm	4.0 m	1750 kg

Anchor

The Gripple Anchor creates a secure, fixed anchoring point below the ground. No pre-digging or ground preparation is required, dramatically reducing installation time.

- Designed for drive efficiency and maximum load capacity
- Suitable for a variety of soil types
- Quick to install
- Drive tool eliminates damage to anchor
- Time and labour savings



Product	Wire Rope Diameter	Wire Rope Length
Anchor 4	4.00 mm	1.0 m
	4.00 mm	1.5 m

Load is dependent on the soil quality.

Anchoring Tools

Gripple Petrol Driver



The Gripple Petrol Driver provides quick installation of up to 100 mm diameter fence posts and Gripple's range of anchors. Weighing only 15 kg, it is lightweight and portable.

Diager Drive Tool



The Diager Drive Tool is designed specifically to work with Gripple's range of anchors. The carbide tip makes the tool strong, robust and resistant to wear. The tools are available in 1.3 m and 1.8 m lengths dependent on the depth of the ground anchor installation.

Tools & Accessories

Setting Key



The Setting Key allows Gripple tensioners to be repositioned on the wire before tension is applied. To use, simply insert the key into the small hole adjacent to the main channel, releasing the roller and allowing the Gripple to move freely.

Twister



The Twister secures the tail wire. Making the installation completely safe and hazard free, it gives a tidy and neat finish. Use on mild steel or high tensile wire from 1 mm to 3 mm.

Contractor Tool



The all-metal Contractor Tool is strong, robust and built to withstand everyday wear and tear. Tension is easily applied to Gripple tensioners on up to 6 mm wire.

Torq Tool



The Torq Tensioning Tool is lightweight, compact and tensions up to 6 mm Gripple tensioners. Designed with an in-built gauge, the tool measures the tension you wish to apply.

Wire Cutters



The Wire Cutters are suitable for cutting high tensile wire or wire rope. Available in two sizes: up to 4 mm diameter and up to 6 mm diameter.

Work Belt



The Work Belt is the perfect accessory for carrying Gripple products and fencing tools.

Find your wire solution

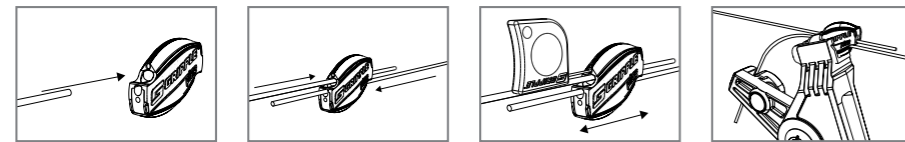
Use our guide to match your wire with the correct Gripple product.

Wire Type	Wire Range	Gripple Plus Small	Gripple Plus Medium	Gripple Plus Large	Gripple Barbed	GPAK 4	DKAK 6	T-Clip 1*	T-Clip 2*	Maximum Working Load
Plain wire / Field fence (pre-fab) / Electric fence	1.40 mm - 1.80 mm 17 SWG - 15 SWG	✓								300 kg
	1.80 mm - 2.20 mm 15 SWG - 14 SWG	✓						✓		300 kg
	2.00 mm - 3.25 mm 14 SWG - 10 SWG		✓					✓		400 kg
	3.25 mm - 4.20 mm 10 SWG - 7½ SWG			✓					✓	600 kg
Mild Steel Barbed	2 x 2.00 mm - 2 x 2.50 mm 2 x 14 SWG - 2 x 12½ SWG				✓				✓	150 kg
Bracing	4.00 mm x 5.0 m					✓				600 kg
	6.00 mm x 4.0 m						✓			1,750 kg

* Load dependent on accompanying Gripple Plus or Barbed tensioner. Never tension T-Clip directly.

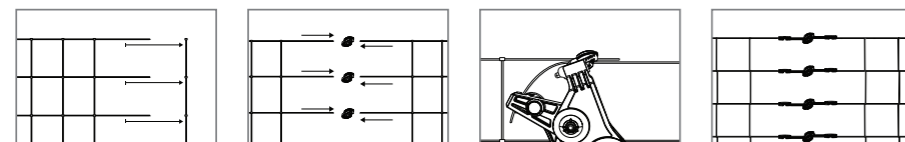
Technical Advice & Installation

Gripple Plus range and Barbed - Installation (featuring Setting Key adjustment)



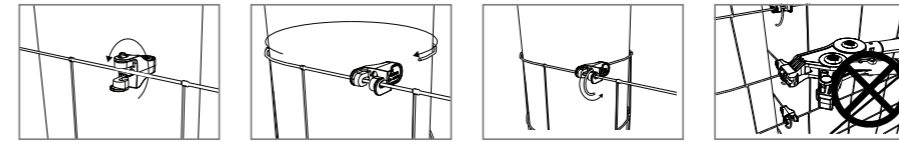
- Apply and re-apply tension with a tensioning tool (leave at least 75 mm tail wire)
- Reposition before applying tension using a Setting Key

Gripple Plus range - Join and tension stock fence



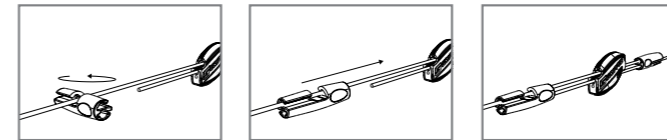
- Remove sufficient verticals prior to installation
- Apply and re-apply tension with a tensioning tool
- Trim excess wire with Wire Cutters, leaving a tail the size of the width of your hand to enable re-tensioning

T-Clip - Installation



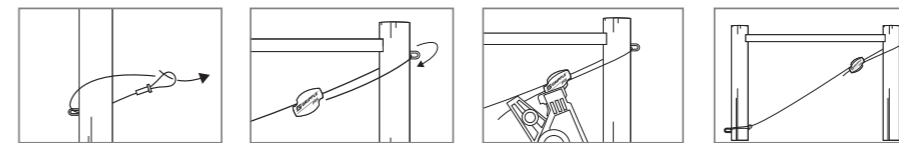
- On field fence, install the T-Clip as close to the end post as possible, inside the closest vertical
- Hand fasten T-Clip, never tension directly with tensioning tool
- To make the installation easier nearer the ground, install T-Clip upside down and bend wire upwards

Twister - Installation

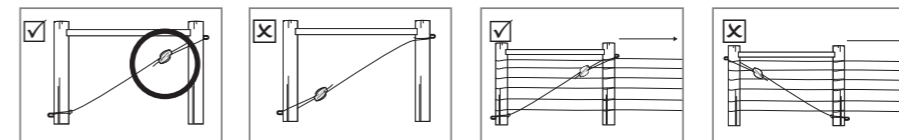


- With all our tensioners, always leave at least 75 mm wire to allow for re-tensioning
- A Twister tidies tail wires and can be removed and re-attached to allow for re-tensioning

GPAK / DPAK - Installation

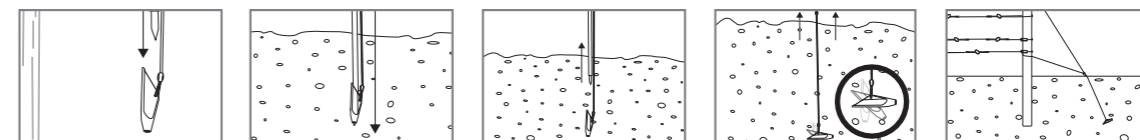


Best Practice



- Always 'choke' the wire rope tightly against the bottom of the post to avoid animals getting caught up in the fence
- Coupling a GPAK with an Anchor will secure your fence, where space is limited

Anchor - Installation



- Always drive the Anchor fully into the ground, to a depth of at least 1 m
- For even quicker installation of Gripple's Anchors, use the Gripple Petrol Driver

www.gripple.com

info@gripple.com

Gripple Ltd (Headquarters)

The Old West Gun Works
Savile Street East
Sheffield S4 7UQ
UK

T | +44 (0)800 018 4264

F | +44 (0)114 275 1155

E | info@gripple.com

Gripple Europe SARL

1, rue du commerce
BP 37, 67211 Obernai Cedex,
France

T | +33 (0)3 88 95 44 95

F | +33 (0)3 88 95 08 78

E | frinfo@gripple.com


Gripple Inc

1611 Emily Lane,
Aurora, IL 60502,
USA

T | +1 866 474 7753

F | +1 800 654 0689

E | usinfo@gripple.com



Gripple's policy is one of continuous development and innovation. We therefore reserve the right to alter specifications, etc. without notice.

WE ARE SOCIAL
FOLLOW OUR UPDATES

